

# Pebber Brown's Basic Right Hand Picking Exercises

## 2.00 Introduction to picking techniques

### 2.10 How to hold the pick

2.11 - Different Possible Angles

### 2.20 Scalpel Picking technique

2.21 - Tremolo/Speed picking

### 2.30 Picking Exercises on One string

2.31 - Picking with ALL DOWNSTROKES

2.32 - Picking with ALL UPSTROKES

2.33 - Alternating both DOWN AND UPSTROKES

2.34 - 1/2/3/4/5/6/7/8/9/10 notes per 1 beat

2.35 - 1/2/3/4/5/6/7/8/9/10 notes per 2 beats

2.36 - 1/2/3/4/5/6/7/8/9/10 notes per 3 beats

### 2.40 Alternate picking on adjacent strings:

2.41 - Picking with ALL DOWNSTROKES

2.42 - Picking with ALL UPSTROKES

2.43 - Alternating both DOWN AND UPSTROKES

2.44 - One note per string

2.45 - Two notes per string

2.46 - Three notes per string

2.47 - Four notes per string

2.48 - Five notes per string

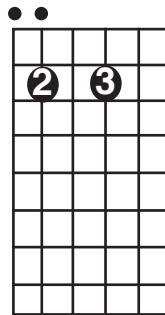
2.49 - Six notes per string

2.50 - Seven notes per string

2.51 - Eight notes per string

2.52 - Nine notes per string

2.53 - Ten notes per string



### 3.00 Alternate picking on Non-adjacent strings

3.01 - ALL DOWNSTROKES

3.02 - ALL UPSTROKES

3.03 - DOWN AND UPSTROKES

3.04 - One note per string

3.05 - Two notes per string

3.06 - Three notes per string

3.07 - Four notes per string

3.08 - Five notes per string

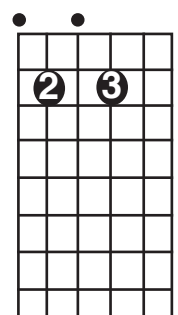
3.09 - Six notes per string

3.10 - Seven notes per string

3.11 - Eight notes per string

3.12 - Nine notes per string

3.13 - Ten notes per string



### 3.30 P.I.M.A. Permutations:

3.31 P - I - M

3.32 P - M - I

3.33 P - M - I - P - M

3.34 P - I - A

3.35 P - A - I

3.36 P - A - I - P - A

3.37 P - M - A

3.38 P - A - M

3.39 P - A - M - P - A

3.40 P - I - M - A

3.41 P - I - A - M

3.42 P - M - I - A

3.43 P - M - A - I

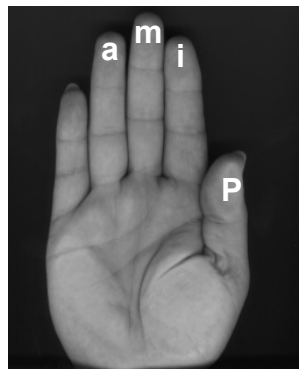
3.44 P - A - I - M

3.45 P - A - M - I

3.46 P - I - M - A - M - I

3.47 P - I - M - A - M - I - M - I

3.48 PA - M - I - P - A - P



### 3.50

### Jazz & Modern style picking technique (P-2-3-4)

### 3.60

### P-2-3-4 picking patterns and permutations:

3.61 Pick - 2

3.62 Pick - 3

3.63 Pick - 2 - 3

3.64 Pick - 3 - 2

3.65 Pick - 3 - 2 - Pick - 3

3.66 Pick - 2 - 4

3.67 Pick - 4 - 2

3.68 Pick - 4 - 2 - Pick - 4

3.69 Pick - 3 - 4

3.70 Pick - 4 - 3

3.71 Pick - 4 - 3 - Pick - 4

3.72 Pick - 2 - 3 - 4

3.73 Pick - 2 - 4 - 3

3.74 Pick - 3 - 2 - 4

3.75 Pick - 3 - 4 - 2

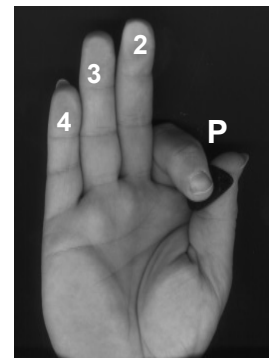
3.76 Pick - 4 - 2 - 3

3.77 Pick - 4 - 3 - 2

3.78 Pick - 2 - 3 - 4 - 3 - 2

3.79 Pick - 2 - 3 - 4 - 3 - 2 - 3 - 2

3.80 Pick - 4 - 3 - 2 - Pick - 4 -



## Pebber Brown's Intermediate Right Hand Picking Exercises

### 4.00 Picking techniques using both downstrokes and upstrokes adding 2-3-4 fingers:

- 4.01 P(d)-2 P(d)-2 P(d)-2
- 4.02 P(d)-3 P(d)-3 P(d)-3
- 4.03 P(d)-2-3 P(d)-2-3 P(d)-2-3
- 4.04 P(d)-3-2 P(d)-3-2 P(d)-3-2
- 4.05 P(d)-P(up)-2 P(d)-P(up)-2 P(d)-P(up)-2
- 4.06 P(d)-P(up)-3 P(d)-P(up)-3 P(d)-P(up)-3
- 4.07 P(d)-P(up)-2-3 P(d)-P(up)-2-3 P(d)-P(up)-2-3
- 4.08 P(d)-P(up)-3-2 P(d)-P(up)-3-2 P(d)-P(up)-3-2
- 4.09 P(d)-4 P(d)-4 P(d)-4
- 4.10 P(d)-3-2-P(d)-3 P(d)-3-2-P(d)-3
- 4.11 P(d)-2-4 P(d)-2-4
- 4.12 P(d)-4-2 P(d)-4-2
- 4.13 P(d)-4-2-P(d)-4 P(d)-4-2-P(d)-4
- 4.14 P(d)-3-4 P(d)-3-4
- 4.15 P(d)-4-3 P(d)-4-3
- 4.16 P(d)-4-3-P(d)-4 P(d)-4-3-P(d)-4
- 4.17 P(d)-P(up)-4 P(d)-P(up)-4 P(d)-P(up)-4
- 4.18 P(d)-P(up)-3-2 P(d)-P(up)-3-2
- 4.19 P(d)-P(up)-2-4 P(d)-P(up)-2-4
- 4.20 P(d)-P(up)-4-2 P(d)-P(up)-4-2
- 4.21 P(d)-P(up)-4-2-P(d)-P(up)-4
- 4.22 P(d)-P(up)-3-4 P(d)-P(up)-3-4
- 4.23 P(d)-P(up)-4-3 P(d)-P(up)-4-3
- 4.24 P(d)-P(up)-4-3-P(d)-P(up)-4
- 4.25 P(d)-2-3-4 P(d)-2-3-4
- 4.26 P(d)-2-4-3 P(d)-2-4-3
- 4.27 P(d)-3-2-4 P(d)-3-2-4
- 4.28 P(d)-3-4-2 P(d)-3-4-2
- 4.29 P(d)-4-3-2 P(d)-4-3-2
- 4.30 P(d)-4-2-3 P(d)-4-2-3
- 4.31 P(d)-4-3-2-P(d)-4-P(d)
- 4.32 P(d)-P(up)-2-3-4 P(d)-P(up)-2-3-4
- 4.33 P(d)-P(up)-2-4-3 P(d)-P(up)-2-4-3
- 4.34 P(d)-P(up)-3-2-4 P(d)-P(up)-3-2-4
- 4.35 P(d)-P(up)-3-4-2 P(d)-P(up)-3-4-2
- 4.36 P(d)-P(up)-4-3-2 P(d)-P(up)-4-3-2
- 4.37 P(d)-P(up)-4-2-3 P(d)-P(up)-4-2-3
- 4.38 P(d)-4-3-2-P(d)-P(up)-4-P(d)

## Pebber Brown's Advanced Right Hand Picking Exercises

**4.40 The Technique of Directional Picking (Also called “speed”, “economy” or “sweep” picking)**

**4.50 Introduction to Sarod and Indian/Middle Eastern picking techniques**

**4.60 Advanced Picking Techniques:**

- 4.61 Muting Techniques
- 4.62 Chicken’ Picken’
- 4.63 Lenny Breau Technique
- 4.64 Palm harmonics
- 4.65 The Rake
- 4.66 The Squeal (Pick harmonics)
- 4.67 Eric Johnson’s Japanese Koto technique
- 4.68 Sitar damping technique
- 4.69 Sarod picking technique
- 4.70 Ralph Towner technique
- 4.71 John McLaughlin strumming exercise
- 4.72 Wes Montgomery technique
- 4.73 Howard Roberts picking exercise
- 4.74 Strumming exercises
- 4.75 List of P.I.M.A. Patterns & Permutations
- 4.76 How to practice the P.I.M.A. patterns
- 4.77 Mauro Guiliana 120 exercises

**4.80 ADVANCED STUDIES:**

- 4.81 - Directional Picking on adjacent strings
- 4.82 - Strumming Exercise No# 1 (Leon White)
- 4.83 - Transverse picking exercise (Howard Roberts)
- 4.84 - Mauro Guiliani 120 Right Hand Studies
  - 4.84.000 through
  - 4.84.120 (120 patterns total)
- 4.85 - Hanon Virtuoso Patterns 1-60
  - 4.85.00 through
  - 4.85.60 (60 patterns total)
- 4.86 - Jazz Picking P.I.M.A., Guiliani, & Hanon
  - 4.86.00 through
  - 4.86.60 (60 patterns total)
- 4.87 - Right Hand Harmonic exercises (Lenny Breau)
- 4.88 - Multiple 5/8 & 6/8 Picking exercise (DPritchard)