

G Major/E minor · Linear Scale Patterns · Scales on ONE string

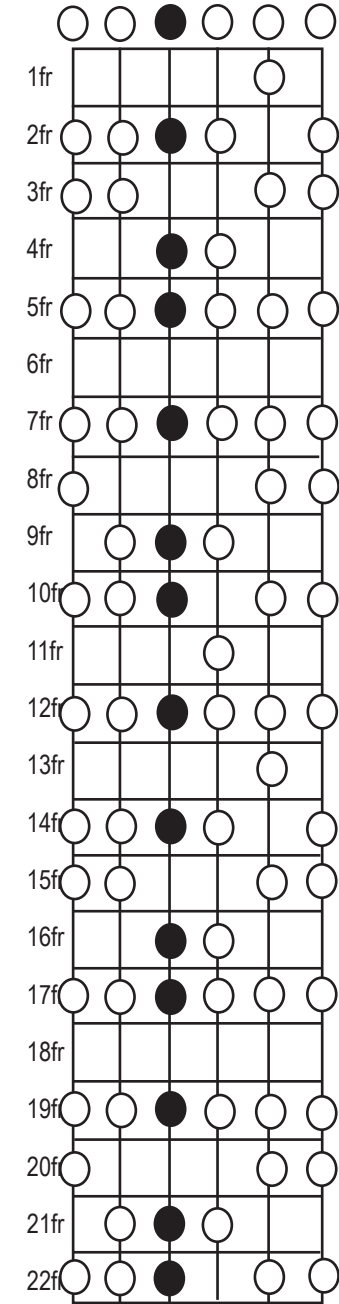
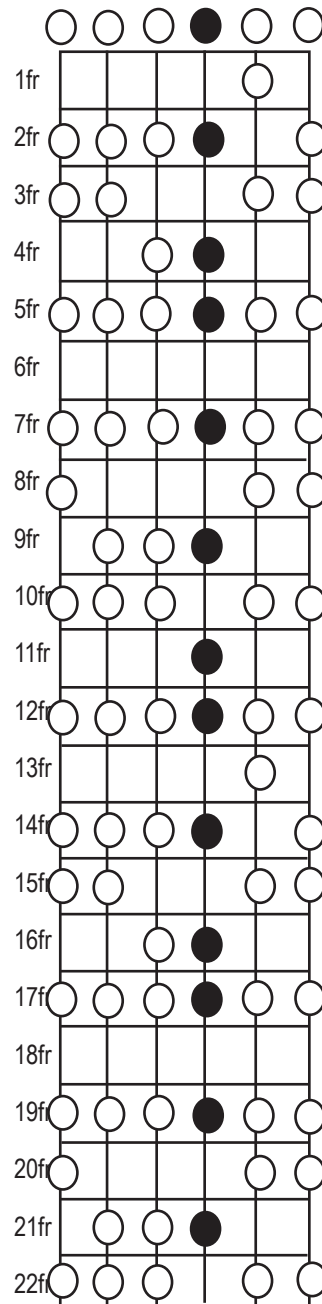
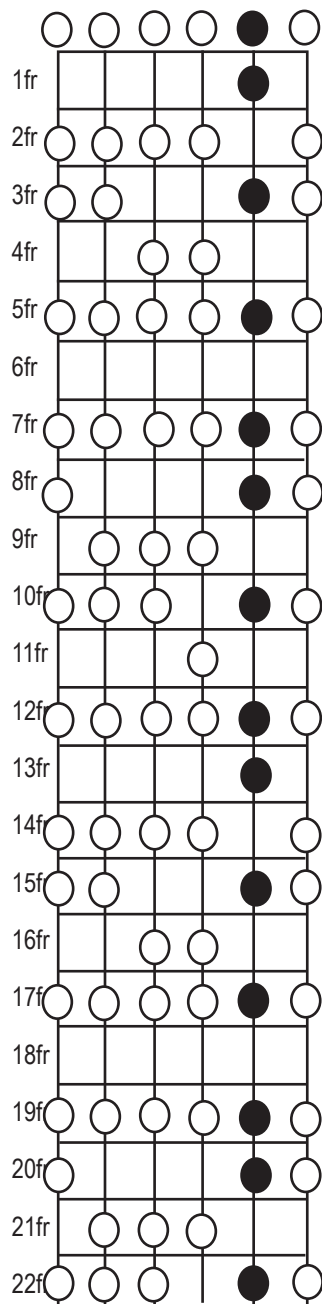
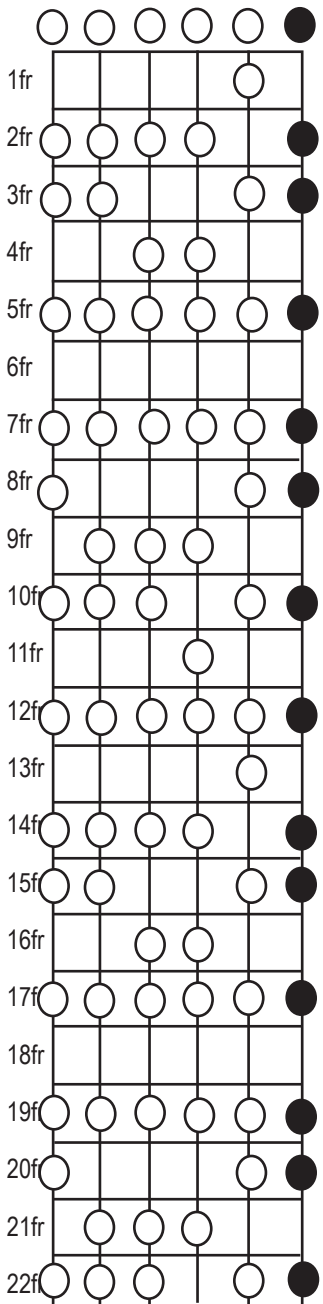
\_\_\_ / \_\_\_ / \_\_\_

1

2


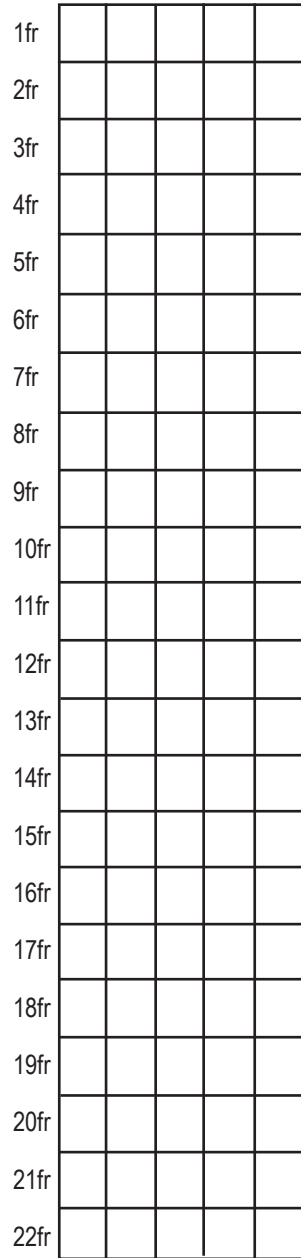
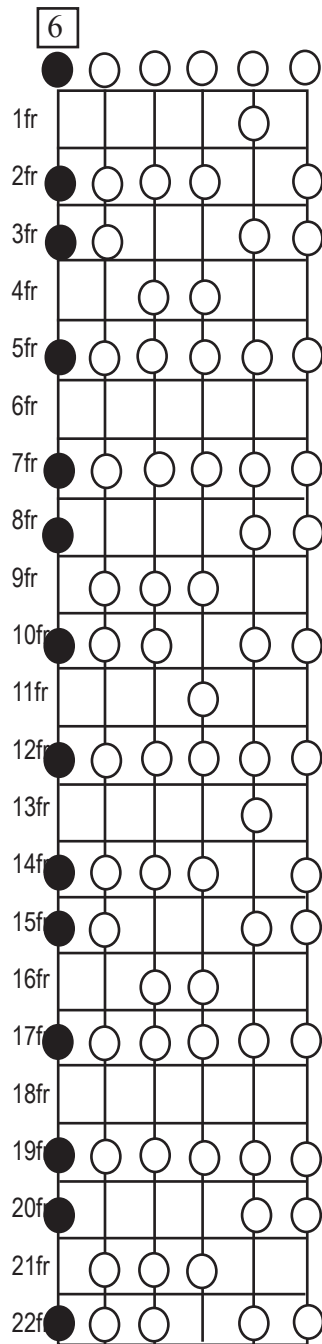
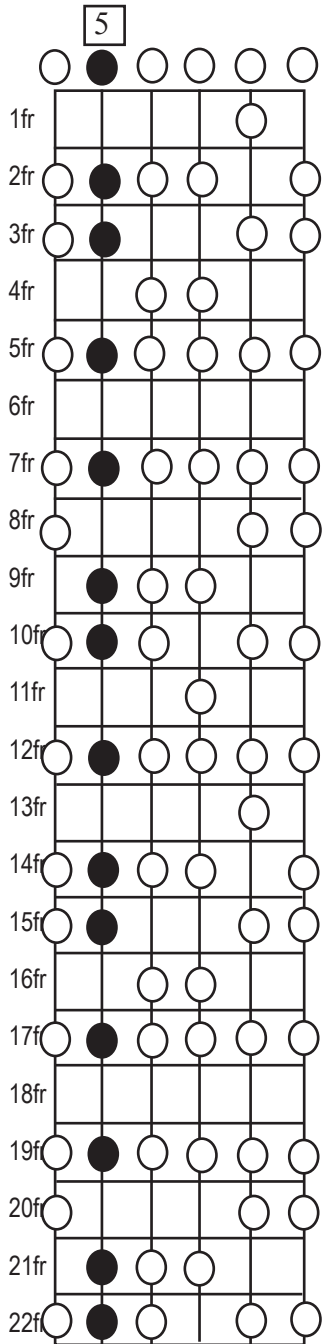
3

4



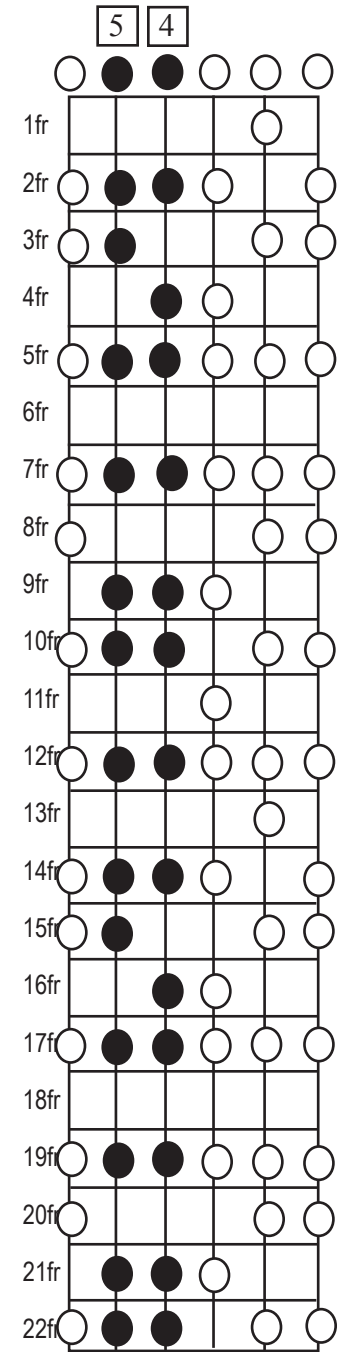
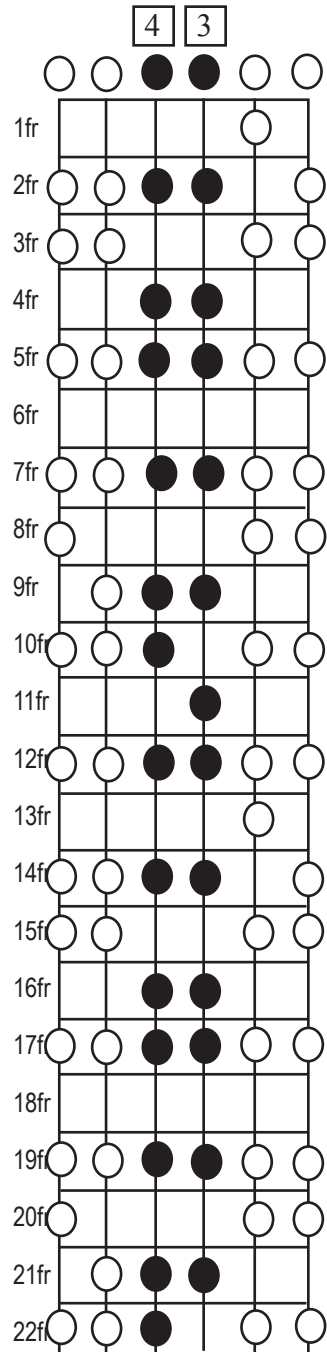
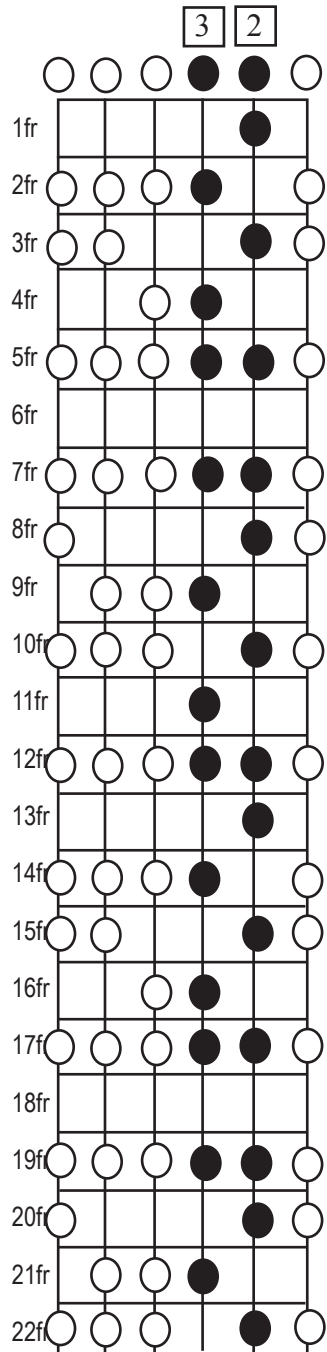
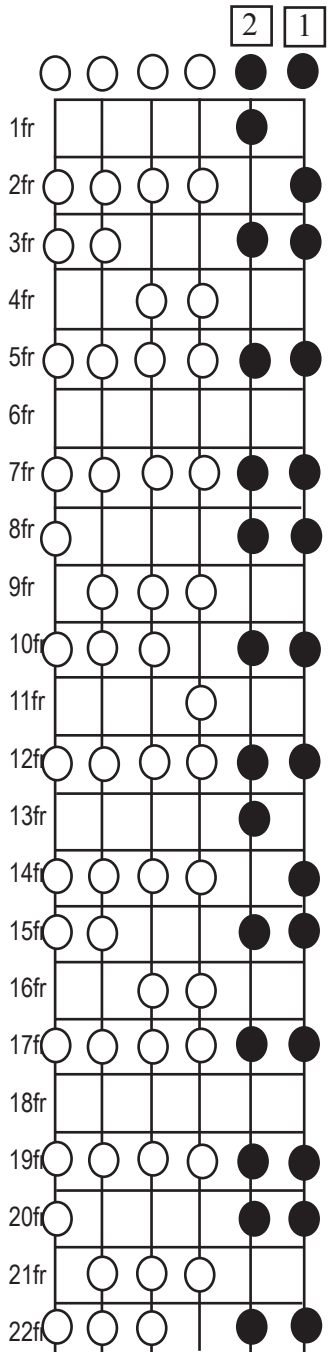
# G Major/E minor · Linear Scale Patterns on ONE string

\_\_\_ / \_\_\_ / \_\_\_






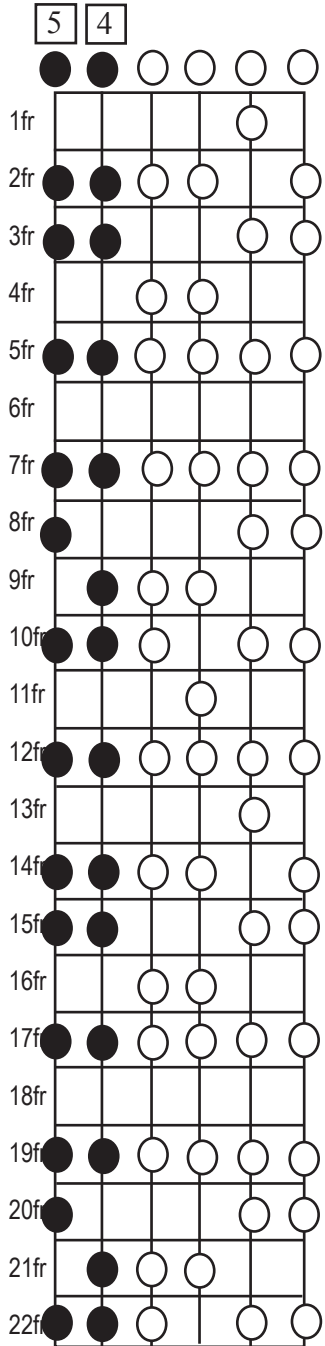
G Major/E minor · Linear Scale Patterns on 2 adjacent strings

\_\_\_ / \_\_\_ / \_\_\_



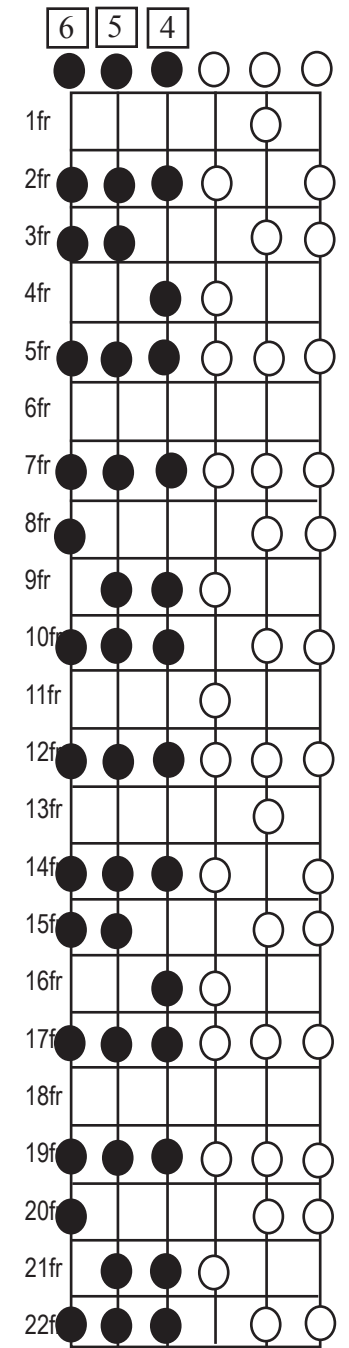
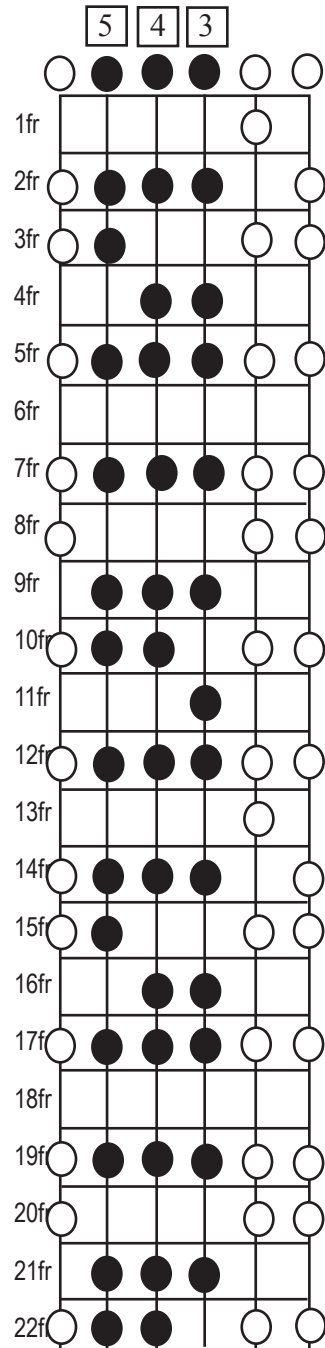
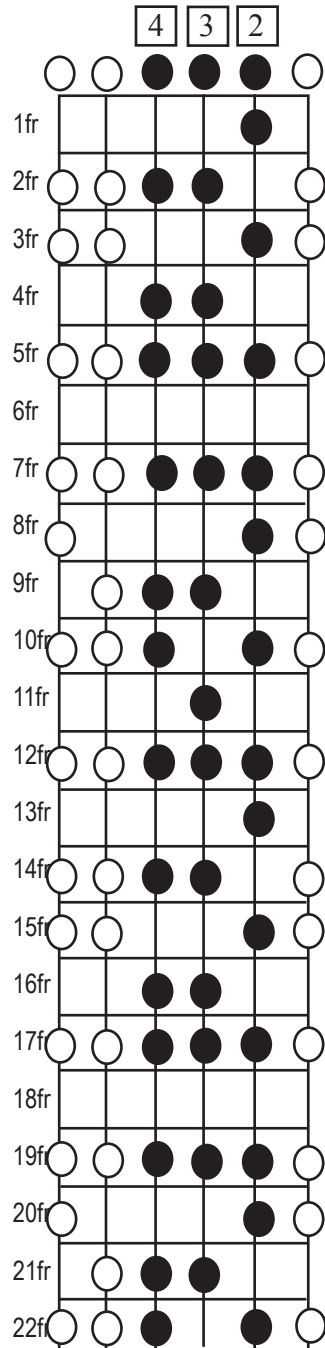
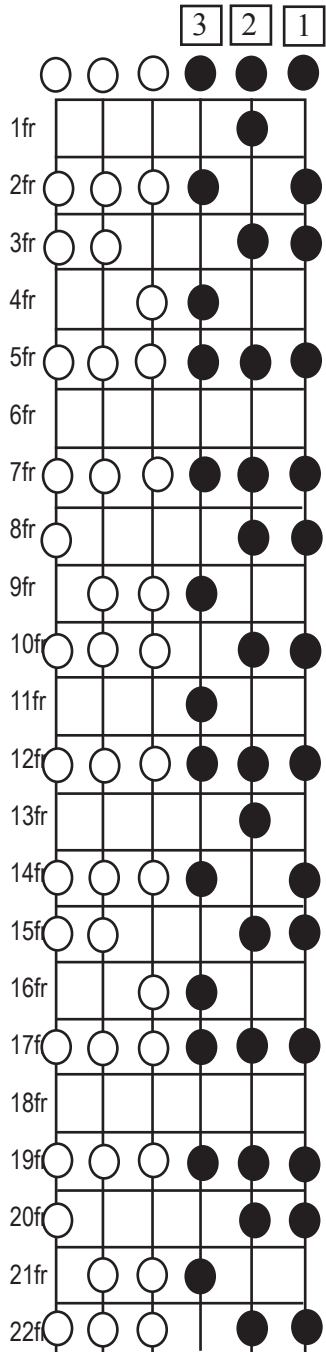
G Major/E minor · Linear Scale Patterns on 2 adjacent strings

\_\_\_ / \_\_\_ / \_\_\_



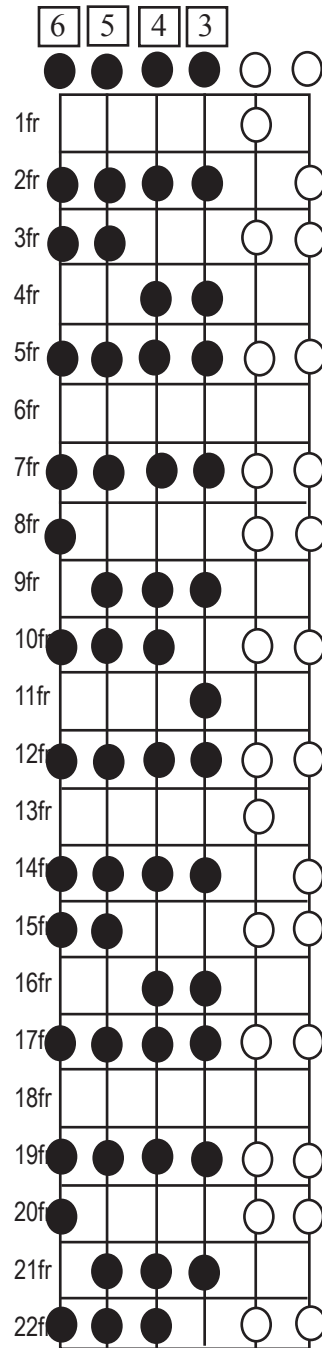
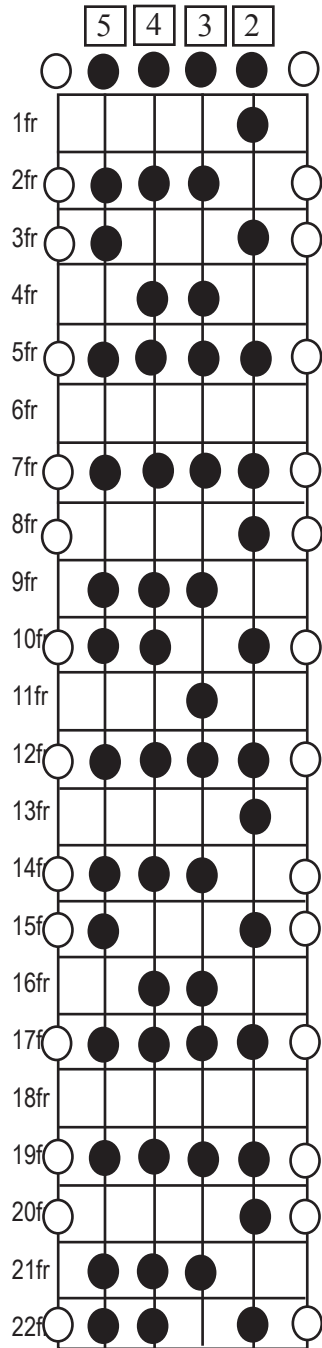
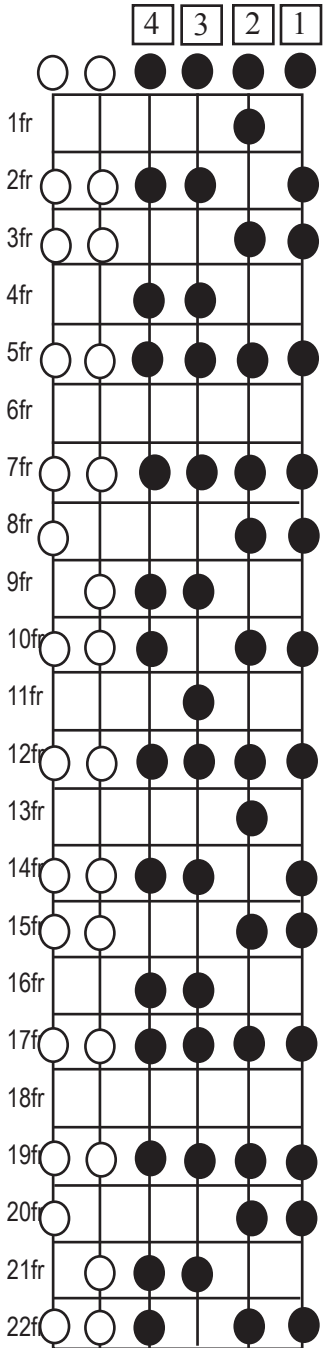
G Major/E minor · Linear Scale Patterns on 3 adjacent strings

\_\_\_ / \_\_\_ / \_\_\_


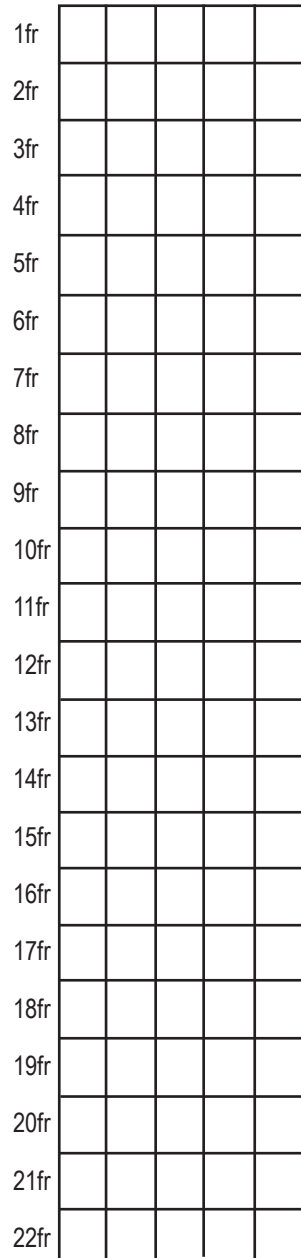
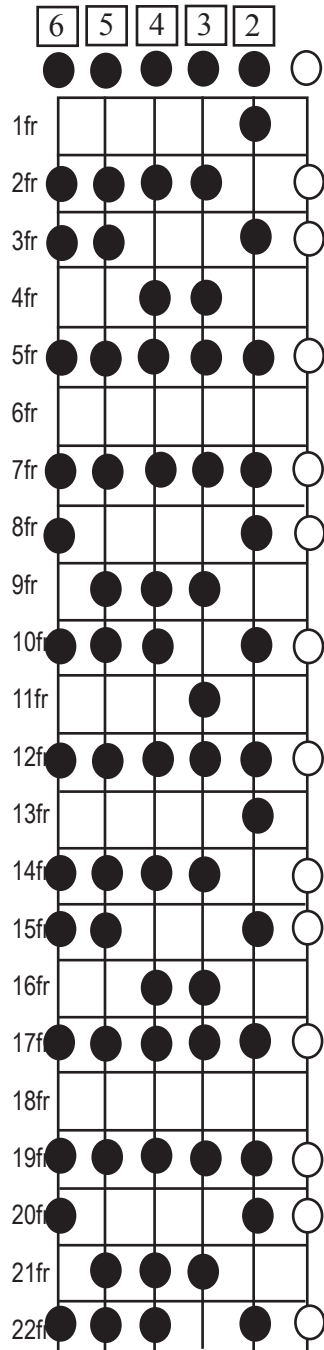
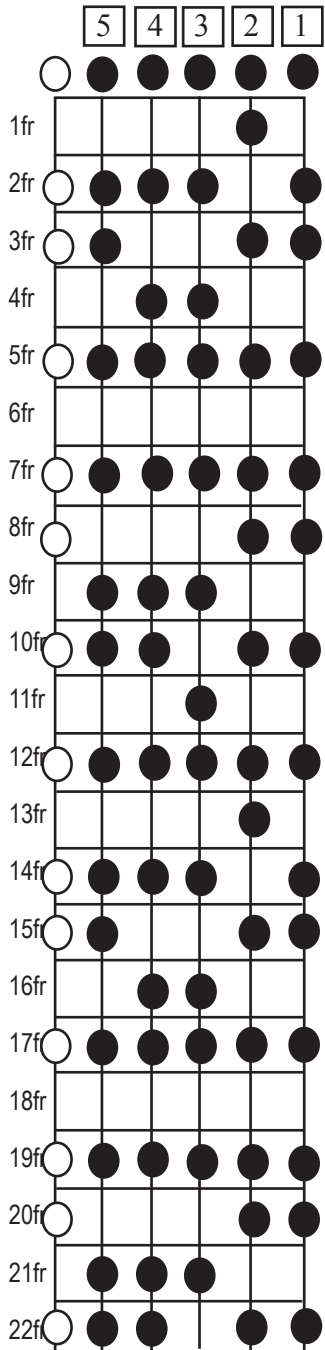


G Major/E minor · Linear Scale Patterns on 4 adjacent strings

\_\_\_/\_\_\_/\_\_\_

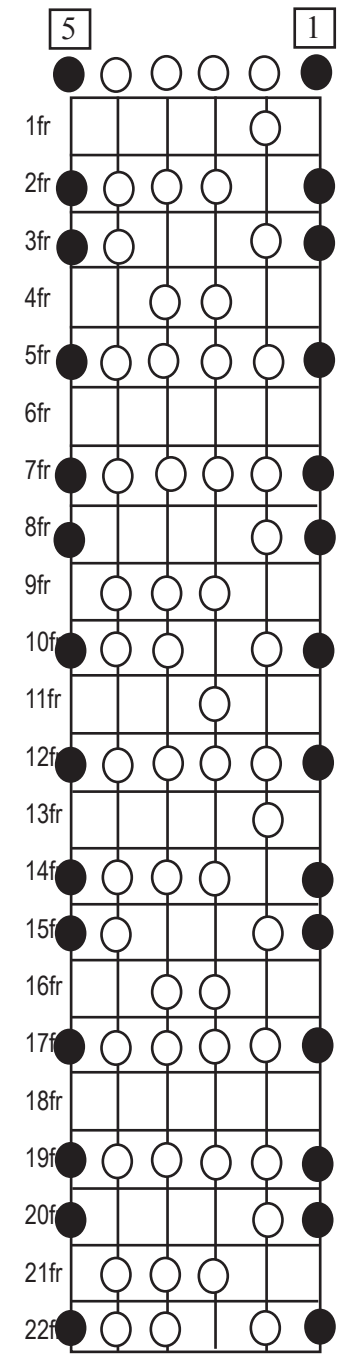
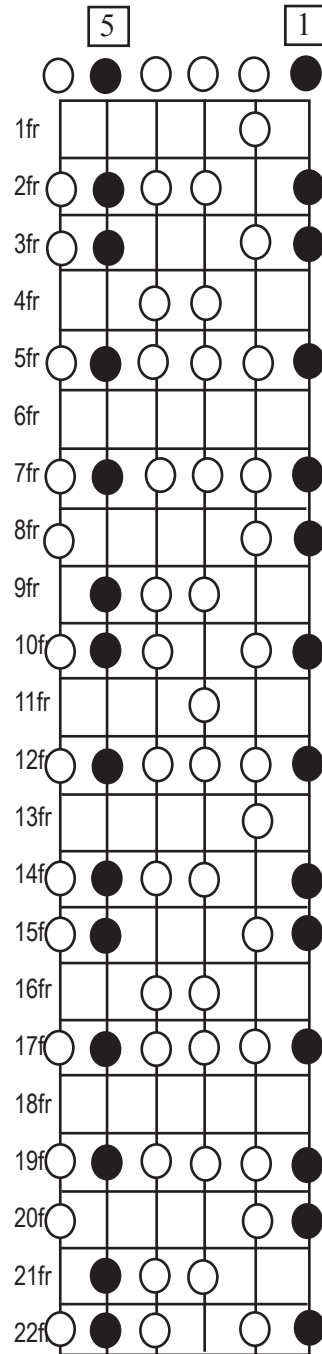
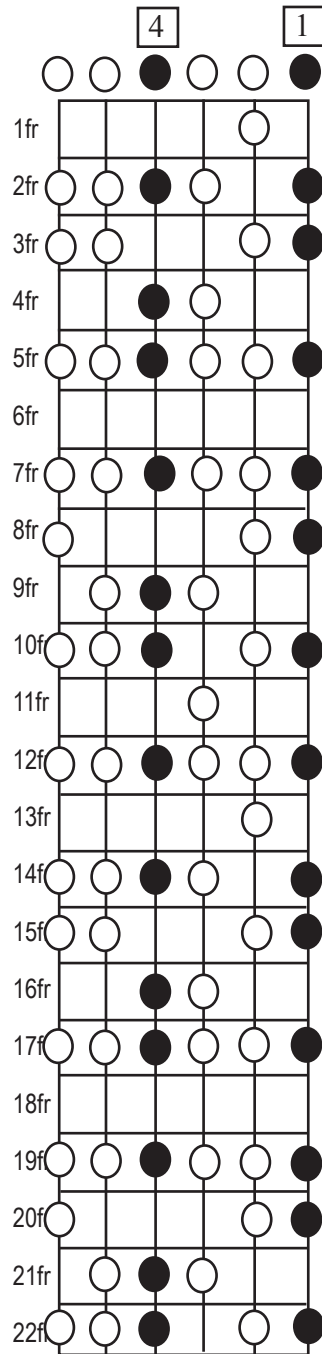
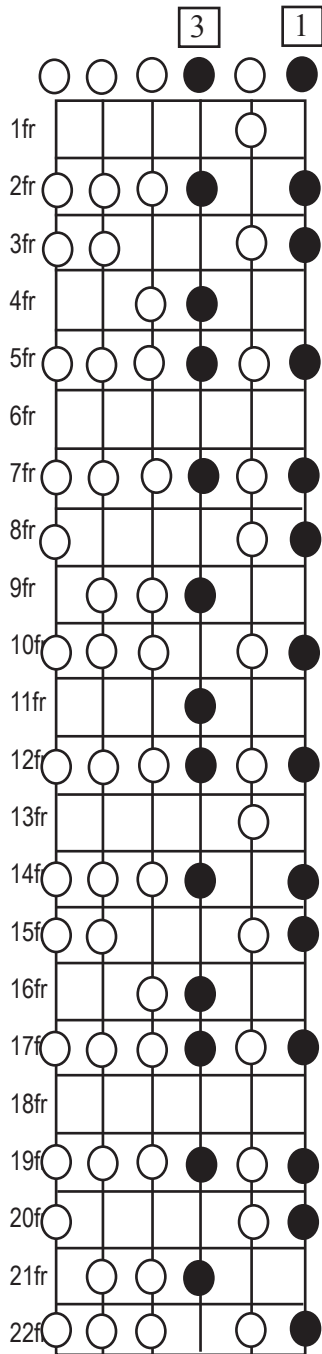


1fr				
2fr				
3fr				
4fr				
5fr				
6fr				
7fr				
8fr				
9fr				
10fr				
11fr				
12fr				
13fr				
14fr				
15fr				
16fr				
17fr				
18fr				
19fr				
20fr				
21fr				
22fr				



G Major/E minor · Linear Scale Patterns on 2 non-adjacent strings


\_\_\_/\_\_\_/\_\_\_







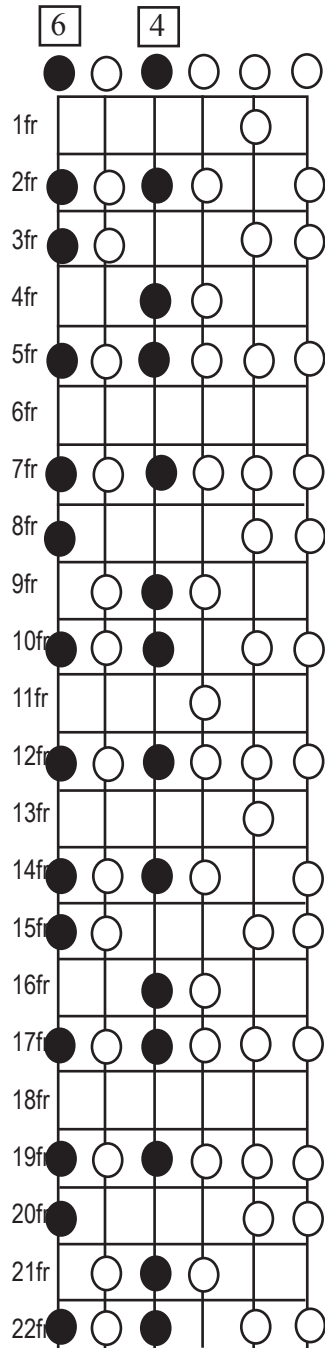
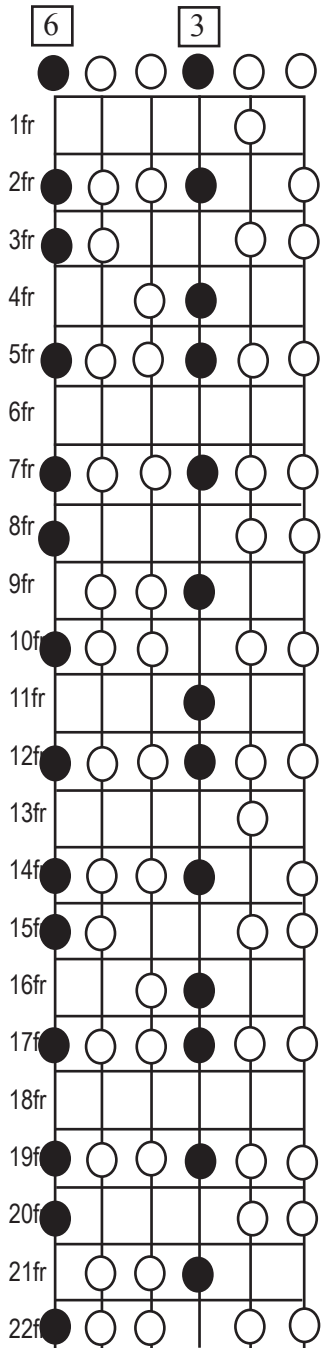
G Major/E minor · Linear Scale Patterns on 2 non-adjacent strings

\_\_\_ / \_\_\_ / \_\_\_



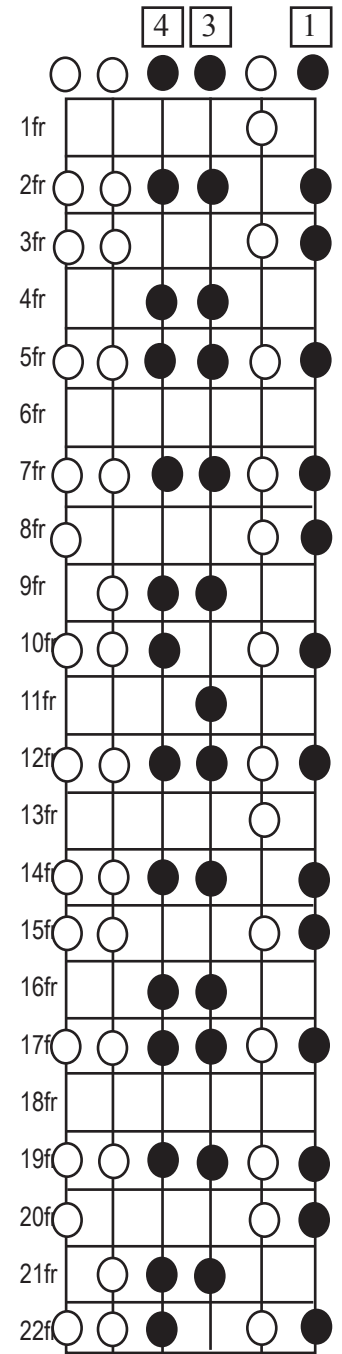
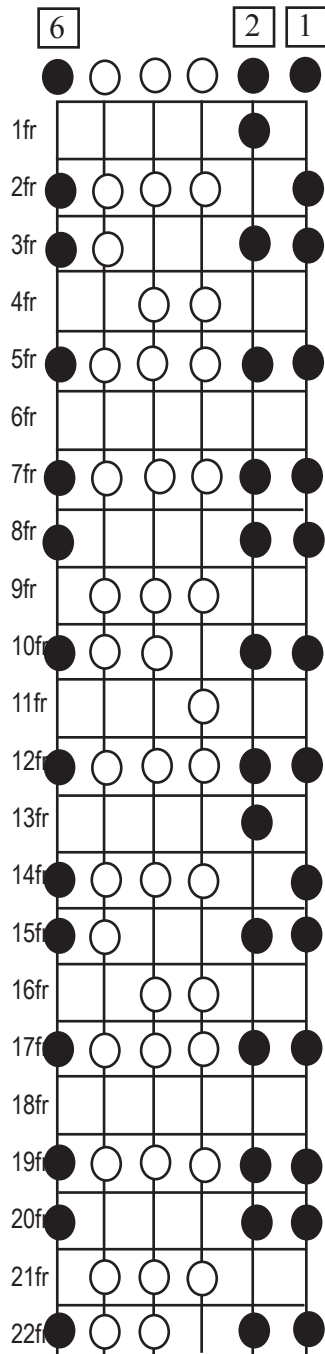
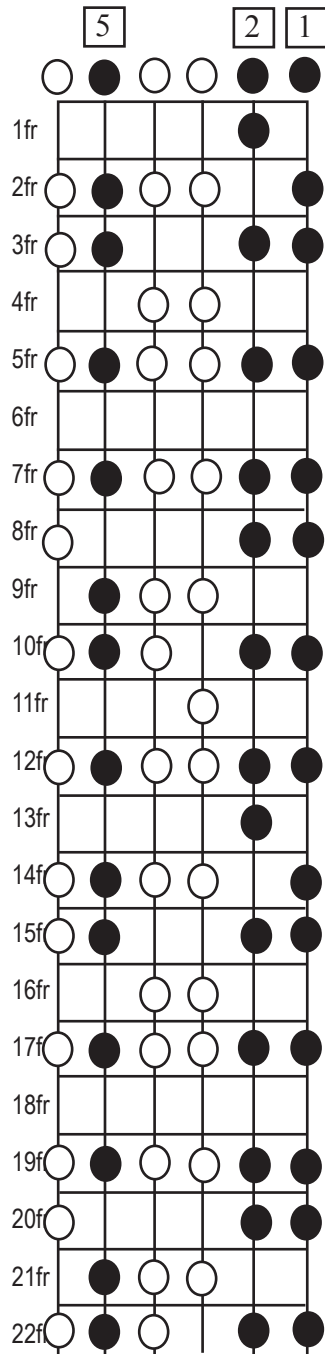
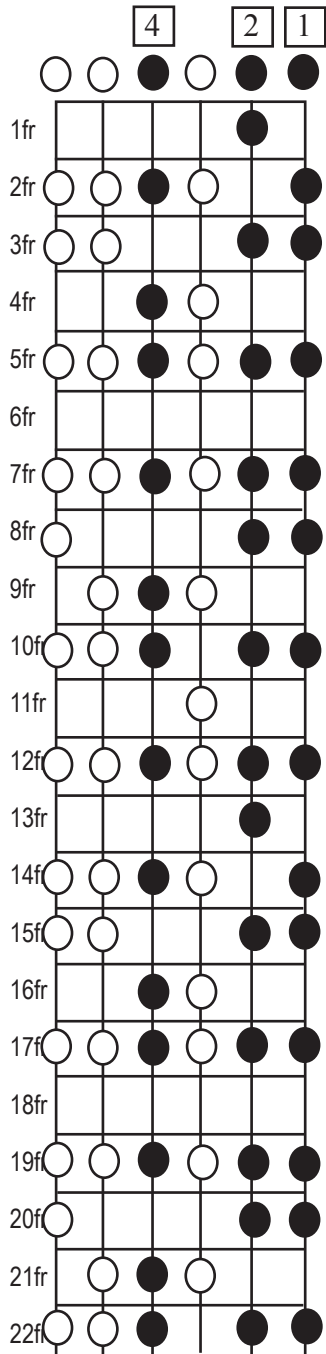
# G Major/E minor · Linear Scale Patterns on 2 non-adjacent strings

\_\_\_/\_\_\_/\_\_\_



G Major/E minor · Linear Scale Patterns on 3 non-adjacent strings

\_\_\_ / \_\_\_ / \_\_\_



G Major/E minor · Linear Scale Patterns on 3 non-adjacent strings \_\_\_\_\_ / \_\_\_\_\_ / \_\_\_\_\_

The image displays four fretboard diagrams for the G Major/E minor scale on strings 5, 3, and 1. Each diagram shows a 22-fret scale with fingerings 5, 3, 1 and 6, 3, 1, and 5, 4, 1 and 6, 4, 1.

**Diagram 1 (Left):** Fingerings 5, 3, 1. Shows a scale pattern on strings 5, 3, and 1. The scale is: 5fr (open), 6fr (5th fret), 7fr (open), 8fr (3rd fret), 9fr (open), 10fr (5th fret), 11fr (open), 12fr (3rd fret), 13fr (open), 14fr (5th fret), 15fr (open), 16fr (3rd fret), 17fr (open), 18fr (5th fret), 19fr (open), 20fr (3rd fret), 21fr (open), 22fr (5th fret).

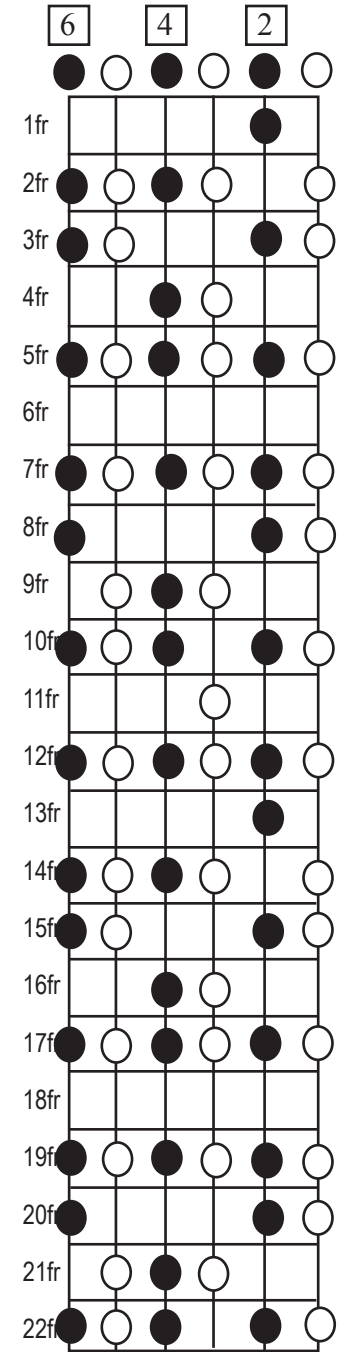
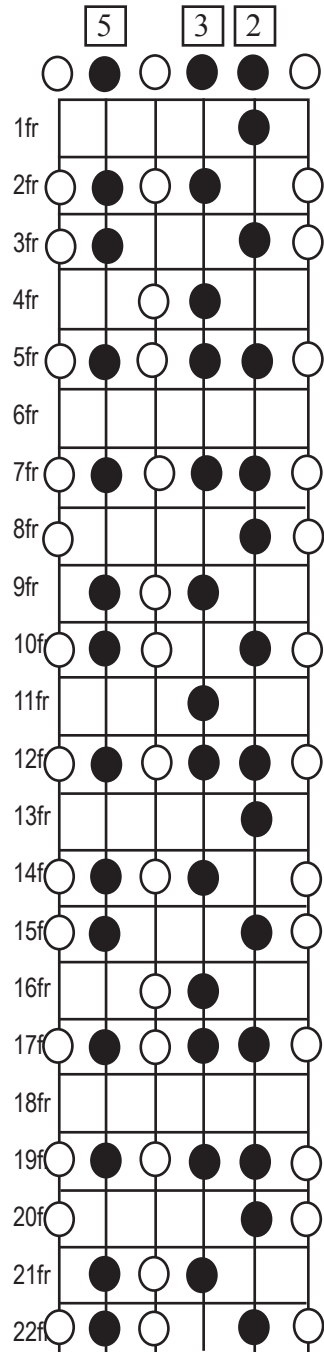
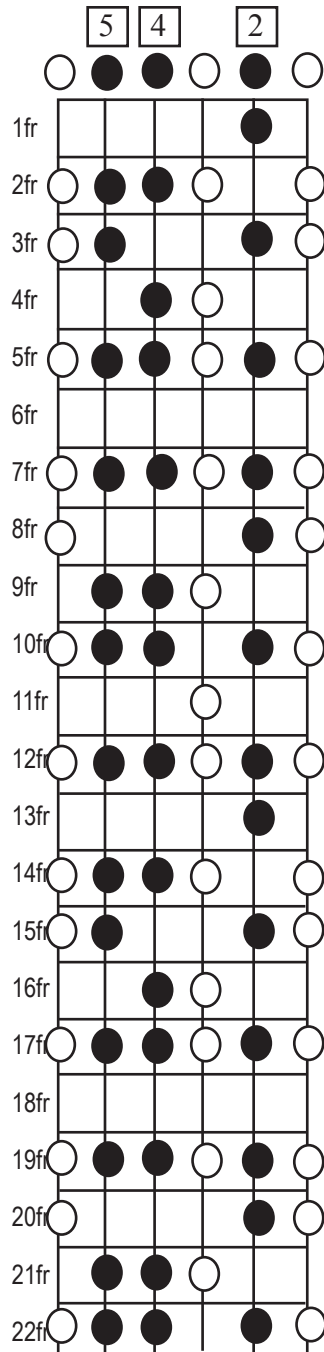
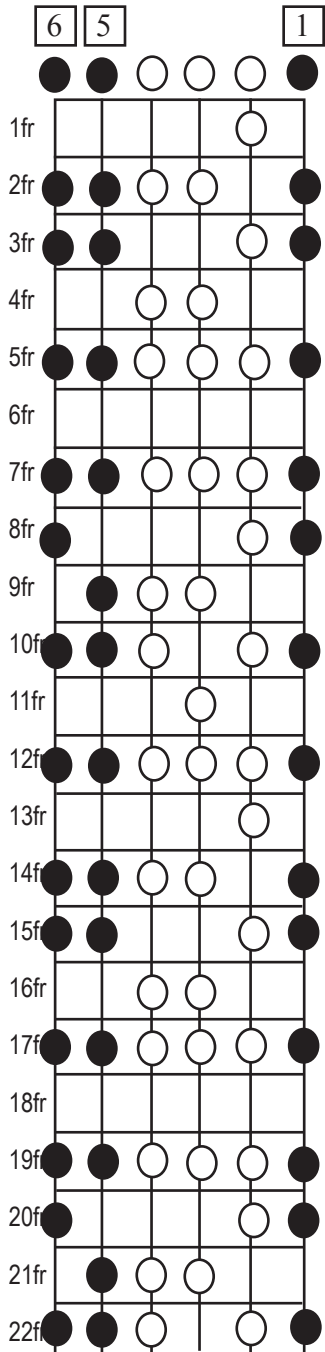
**Diagram 2:** Fingerings 6, 3, 1. Shows a scale pattern on strings 5, 3, and 1. The scale is: 5fr (6th fret), 6fr (open), 7fr (3rd fret), 8fr (open), 9fr (6th fret), 10fr (open), 11fr (3rd fret), 12fr (open), 13fr (6th fret), 14fr (open), 15fr (3rd fret), 16fr (open), 17fr (6th fret), 18fr (open), 19fr (3rd fret), 20fr (open), 21fr (6th fret), 22fr (open).

**Diagram 3:** Fingerings 5, 4, 1. Shows a scale pattern on strings 5, 3, and 1. The scale is: 5fr (open), 6fr (5th fret), 7fr (4th fret), 8fr (open), 9fr (5th fret), 10fr (open), 11fr (4th fret), 12fr (open), 13fr (5th fret), 14fr (open), 15fr (4th fret), 16fr (open), 17fr (5th fret), 18fr (open), 19fr (4th fret), 20fr (open), 21fr (5th fret), 22fr (open).

**Diagram 4 (Right):** Fingerings 6, 4, 1. Shows a scale pattern on strings 5, 3, and 1. The scale is: 5fr (6th fret), 6fr (open), 7fr (4th fret), 8fr (open), 9fr (6th fret), 10fr (open), 11fr (4th fret), 12fr (open), 13fr (6th fret), 14fr (open), 15fr (4th fret), 16fr (open), 17fr (6th fret), 18fr (open), 19fr (4th fret), 20fr (open), 21fr (6th fret), 22fr (open).

G Major/E minor · Linear Scale Patterns on 3 non-adjacent strings

\_\_\_ / \_\_\_ / \_\_\_



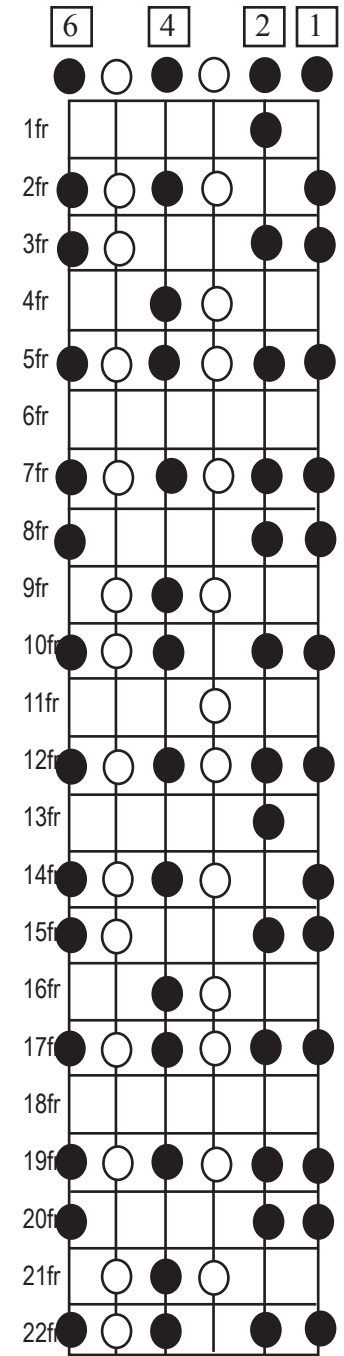
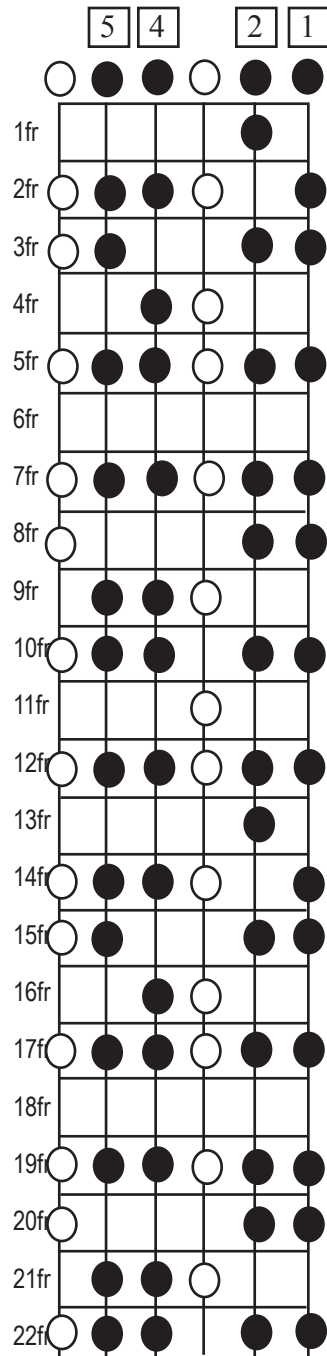
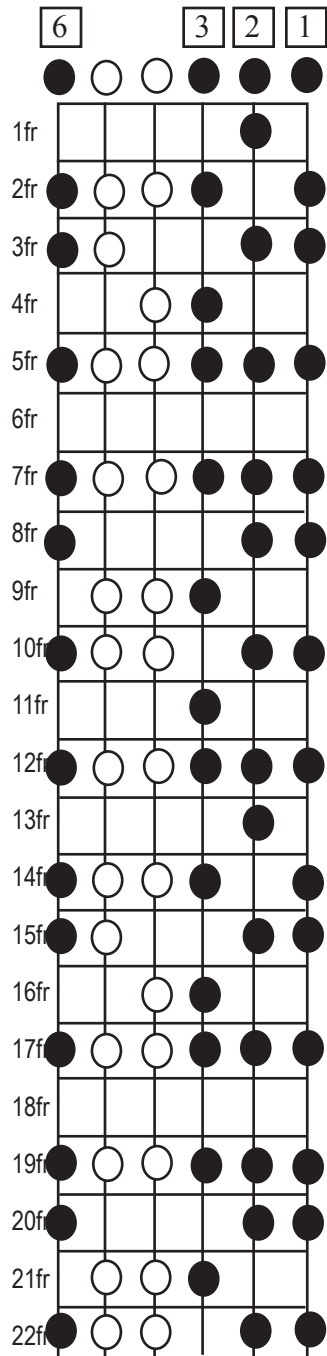
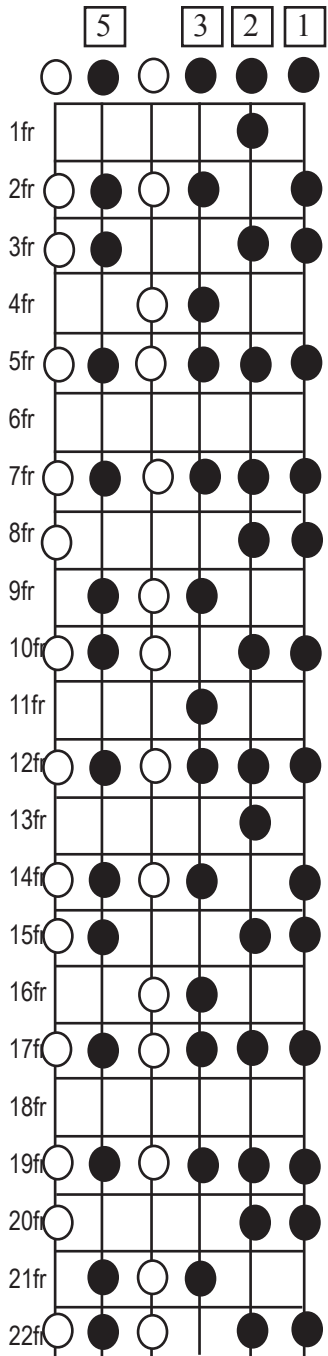
G Major/E minor · Linear Scale Patterns on 3 non-adjacent strings \_\_\_\_\_/\_\_\_\_\_/\_\_\_\_\_

The image displays four fretboard diagrams for the G Major/E minor scale, focusing on strings 6, 5, and 2. Each diagram shows frets 1 through 22 and indicates which frets are played on each string with black dots. Fingerings are shown in boxes above the notes.

- Diagram 1:** Fingerings: 6, 5, 2. Notes on strings 6, 5, and 2 are: 1fr (2), 2fr (3, 4), 3fr (5), 4fr (7, 8), 5fr (9, 10), 7fr (12, 13), 8fr (14), 9fr (15, 16), 10fr (17, 18), 11fr (19), 12fr (20, 21), 13fr (22).
- Diagram 2:** Fingerings: 6, 3, 2. Notes on strings 6, 5, and 2 are: 1fr (2), 2fr (3, 4), 3fr (5), 4fr (7, 8), 5fr (9, 10), 7fr (12, 13), 8fr (14), 9fr (15, 16), 10fr (17, 18), 11fr (19), 12fr (20, 21), 13fr (22).
- Diagram 3:** Fingerings: 6, 4, 3. Notes on strings 6, 5, and 2 are: 1fr (2), 2fr (3, 4), 3fr (5), 4fr (7, 8), 5fr (9, 10), 7fr (12, 13), 8fr (14), 9fr (15, 16), 10fr (17, 18), 11fr (19), 12fr (20, 21), 13fr (22).
- Diagram 4:** Fingerings: 6, 5, 3. Notes on strings 6, 5, and 2 are: 1fr (2), 2fr (3, 4), 3fr (5), 4fr (7, 8), 5fr (9, 10), 7fr (12, 13), 8fr (14), 9fr (15, 16), 10fr (17, 18), 11fr (19), 12fr (20, 21), 13fr (22).

G Major/E minor · Linear Scale Patterns on 4 non-adjacent strings

\_\_\_ / \_\_\_ / \_\_\_



G Major/E minor · Linear Scale Patterns on 4 non-adjacent strings

The image displays four fretboard diagrams for the G Major/E minor scale, each focusing on a different set of four non-adjacent strings: (6, 5, 2, 1), (6, 5, 3, 1), (5, 4, 3, 1), and (6, 4, 3, 1). Each diagram shows frets 1 through 22 and uses black dots for fretted notes and white circles for natural notes. Fingerings are indicated by numbers 1-5 in boxes above the notes.

**Diagram 1: Strings 6, 5, 2, 1**

Fret	6	5	2	1
1fr	●	●	○	○
2fr	●	●	○	○
3fr	●	●	○	○
4fr	○	○	○	○
5fr	●	●	○	○
6fr	○	○	○	○
7fr	●	●	○	○
8fr	●	○	○	○
9fr	○	○	○	○
10fr	●	●	○	○
11fr	○	○	○	○
12fr	●	●	○	○
13fr	○	○	○	○
14fr	●	●	○	○
15fr	●	○	○	○
16fr	○	○	○	○
17fr	●	●	○	○
18fr	○	○	○	○
19fr	●	●	○	○
20fr	●	○	○	○
21fr	○	○	○	○
22fr	●	●	○	○

**Diagram 2: Strings 6, 5, 3, 1**

Fret	6	5	3	1
1fr	●	●	○	○
2fr	●	●	○	○
3fr	●	●	○	○
4fr	○	○	○	○
5fr	●	●	○	○
6fr	○	○	○	○
7fr	●	●	○	○
8fr	●	○	○	○
9fr	○	○	○	○
10fr	●	●	○	○
11fr	○	○	○	○
12fr	●	●	○	○
13fr	○	○	○	○
14fr	●	●	○	○
15fr	●	○	○	○
16fr	○	○	○	○
17fr	●	●	○	○
18fr	○	○	○	○
19fr	●	●	○	○
20fr	●	○	○	○
21fr	○	○	○	○
22fr	●	●	○	○

**Diagram 3: Strings 5, 4, 3, 1**

Fret	5	4	3	1
1fr	○	●	●	○
2fr	○	●	●	○
3fr	○	●	●	○
4fr	○	○	○	○
5fr	○	●	●	○
6fr	○	○	○	○
7fr	○	●	●	○
8fr	○	○	○	○
9fr	○	●	●	○
10fr	○	●	●	○
11fr	○	○	○	○
12fr	○	●	●	○
13fr	○	○	○	○
14fr	○	●	●	○
15fr	○	○	○	○
16fr	○	●	●	○
17fr	○	●	●	○
18fr	○	○	○	○
19fr	○	●	●	○
20fr	○	○	○	○
21fr	○	●	●	○
22fr	○	●	●	○

**Diagram 4: Strings 6, 4, 3, 1**

Fret	6	4	3	1
1fr	●	○	○	○
2fr	●	○	○	○
3fr	●	○	○	○
4fr	○	○	○	○
5fr	●	○	○	○
6fr	○	○	○	○
7fr	●	○	○	○
8fr	●	○	○	○
9fr	○	○	○	○
10fr	●	○	○	○
11fr	○	○	○	○
12fr	●	○	○	○
13fr	○	○	○	○
14fr	●	○	○	○
15fr	●	○	○	○
16fr	○	○	○	○
17fr	●	○	○	○
18fr	○	○	○	○
19fr	●	○	○	○
20fr	●	○	○	○
21fr	○	○	○	○
22fr	●	○	○	○



G Major/E minor · Linear Scale Patterns on 4 non-adjacent strings

\_\_\_\_ / \_\_\_\_ / \_\_\_\_

The image displays four fretboard diagrams for the G Major/E minor scale on strings 6, 5, 4, and 2. Each diagram shows frets 1 through 22 and uses black dots for fretted notes and white circles for open strings. Fingerings are indicated by numbers 1-5 in boxes above the notes.

- Diagram 1:** Fingerings: 6, 5, 4, 1. Notes: 6fr (6), 7fr (5), 8fr (4), 9fr (3), 10fr (2), 11fr (1), 12fr (2), 13fr (3), 14fr (4), 15fr (5), 16fr (6).
- Diagram 2:** Fingerings: 6, 5, 4, 2. Notes: 6fr (6), 7fr (5), 8fr (4), 9fr (3), 10fr (2), 11fr (1), 12fr (2), 13fr (3), 14fr (4), 15fr (5), 16fr (6).
- Diagram 3:** Fingerings: 6, 5, 3, 2. Notes: 6fr (6), 7fr (5), 8fr (4), 9fr (3), 10fr (2), 11fr (1), 12fr (2), 13fr (3), 14fr (4), 15fr (5), 16fr (6).
- Diagram 4:** Fingerings: 6, 4, 3, 2. Notes: 6fr (6), 7fr (5), 8fr (4), 9fr (3), 10fr (2), 11fr (1), 12fr (2), 13fr (3), 14fr (4), 15fr (5), 16fr (6).

G Major/E minor · Linear Scale Patterns on 5 non-adjacent strings

The image displays four fretboard diagrams for the G Major/E minor scale on strings 6, 5, 4, 3, and 1. Each diagram shows a 22-fret scale with fingerings indicated by numbers in boxes above the frets and circles on the strings.

- Diagram 1:** Fingerings: 6, 5, 4, 3, 1. Scale notes: 1fr (5), 2fr (4), 3fr (3), 4fr (2), 5fr (1), 6fr (5), 7fr (4), 8fr (3), 9fr (2), 10fr (1), 11fr (5), 12fr (4), 13fr (3), 14fr (2), 15fr (1), 16fr (5), 17fr (4), 18fr (3), 19fr (2), 20fr (1), 21fr (5), 22fr (4).
- Diagram 2:** Fingerings: 6, 5, 4, 2, 1. Scale notes: 1fr (5), 2fr (4), 3fr (3), 4fr (2), 5fr (1), 6fr (5), 7fr (4), 8fr (3), 9fr (2), 10fr (1), 11fr (5), 12fr (4), 13fr (3), 14fr (2), 15fr (1), 16fr (5), 17fr (4), 18fr (3), 19fr (2), 20fr (1), 21fr (5), 22fr (4).
- Diagram 3:** Fingerings: 6, 5, 3, 2, 1. Scale notes: 1fr (5), 2fr (4), 3fr (3), 4fr (2), 5fr (1), 6fr (5), 7fr (4), 8fr (3), 9fr (2), 10fr (1), 11fr (5), 12fr (4), 13fr (3), 14fr (2), 15fr (1), 16fr (5), 17fr (4), 18fr (3), 19fr (2), 20fr (1), 21fr (5), 22fr (4).
- Diagram 4:** Fingerings: 6, 4, 3, 2, 1. Scale notes: 1fr (5), 2fr (4), 3fr (3), 4fr (2), 5fr (1), 6fr (5), 7fr (4), 8fr (3), 9fr (2), 10fr (1), 11fr (5), 12fr (4), 13fr (3), 14fr (2), 15fr (1), 16fr (5), 17fr (4), 18fr (3), 19fr (2), 20fr (1), 21fr (5), 22fr (4).